

How to update firefox Web Browser

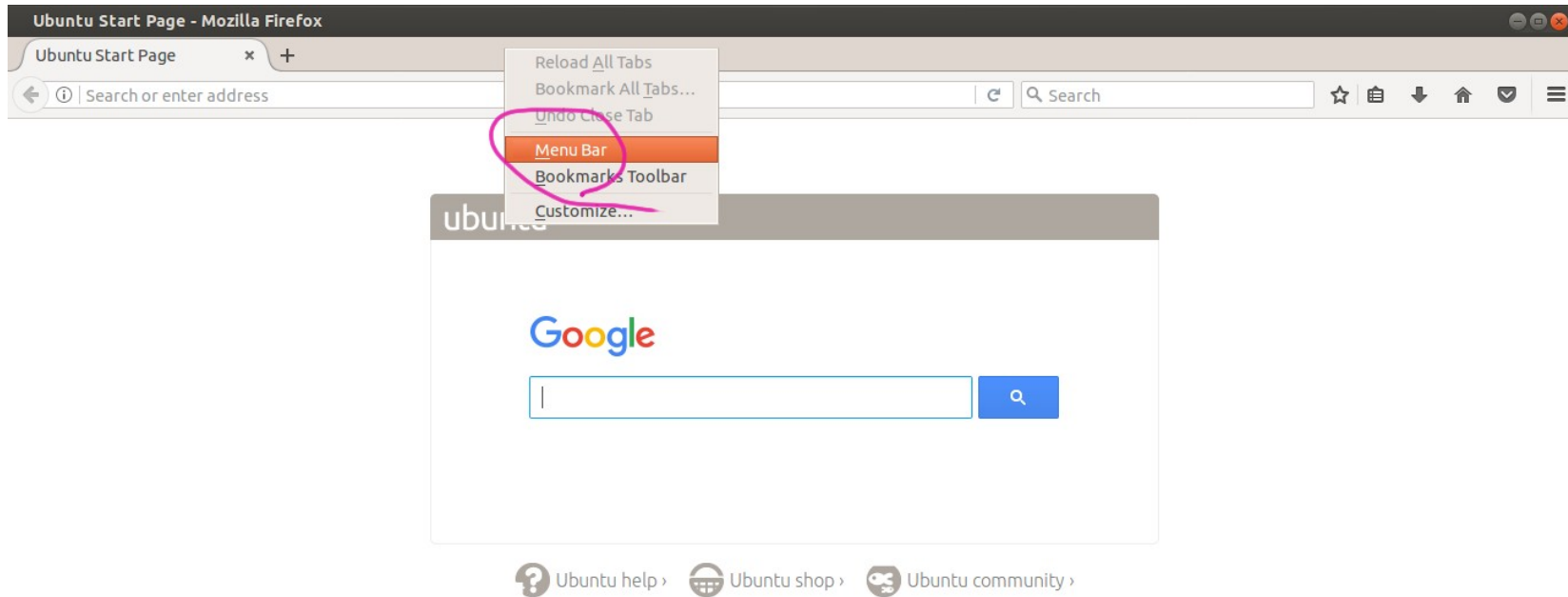


[Click Here for the Video Help File](#)



Check the version of firefox

Add **Menu Bar** ==> Click **Help** ==> Click **About Firefox**





Check the version of firefox

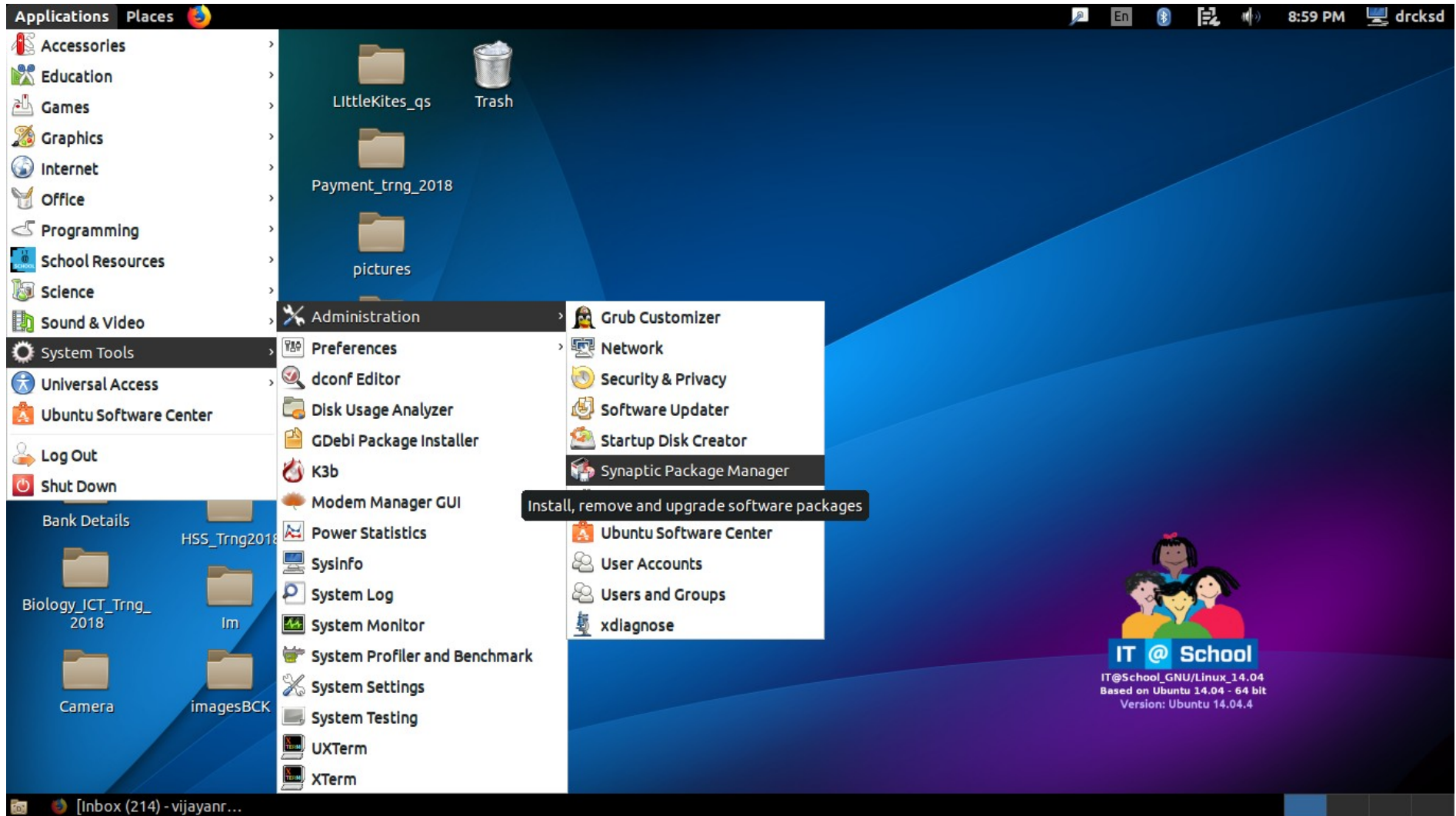
Check firefox version



How to update firefox Web Browser



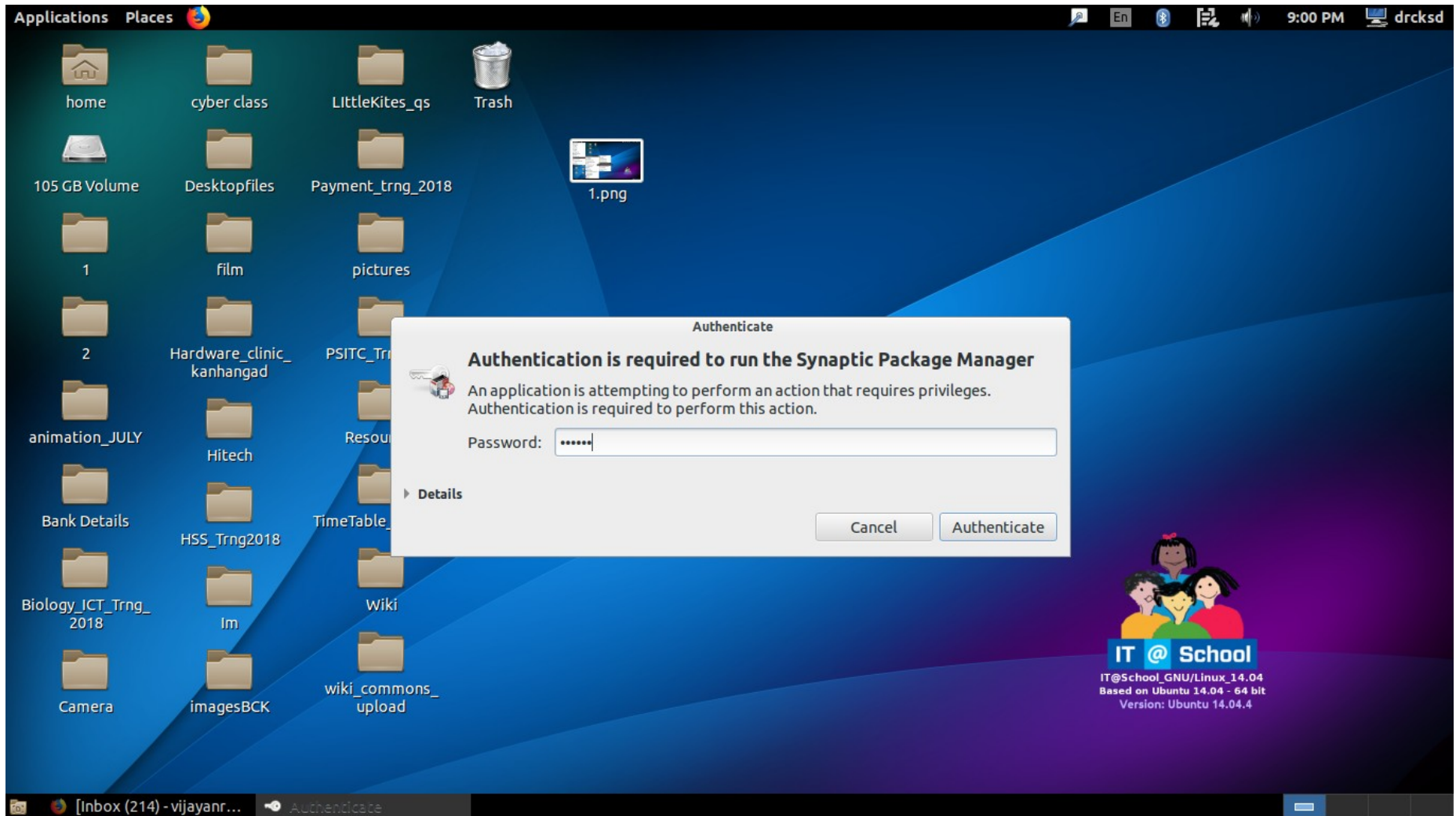
Ensure internet connection ==> Applications ==> System Tools ==> Administration ==> Synaptic Package Manager



How to update firefox Web Browser



Give system password



How to update firefox Web Browser



Click **Reload**

The screenshot shows the Synaptic Package Manager window. The 'Reload' button in the toolbar is circled in pink. The window title is 'Synaptic Package Manager'. The menu bar includes 'File', 'Edit', 'Package', 'Settings', and 'Help'. The toolbar contains 'Reload', 'Mark All Upgrades', 'Apply', and 'Properties'. A search box is labeled 'Rebuilding search index' and 'Search for packages'. The main area shows a list of packages with columns for 'Package', 'Installed Version', and 'Description'. The 'All' category is selected in the left sidebar. The status bar at the bottom indicates '49465 packages listed, 3645 installed, 0 broken. 0 to install/upgrade, 0 to remove'.

Package	Installed Version	Description
0ad	0.0.15+dfsg-3	Real-time strate
0ad-data	0.0.15-1	Real-time strate
0ad-data-common	0.0.15-1	Real-time strate
0ad-dbg	0.0.15+dfsg-3	Real-time strate



How to update firefox Web Browser



Downloading files

Synaptic Package Manager

File Edit Package Settings Help

Reload Mark All Upgrades Apply Properties Search

Downloading Package Information

The repositories will be checked for new, removed or upgraded software packages.

Download rate: 297 kB/s - 2s remaining

Show individual files

Cancel

49382 packages listed, 3645 installed, 0 broken. 0 to install/upgrade, 0 to remove



How to update firefox Web Browser



Click **Search**

The screenshot shows the Synaptic Package Manager window. The search button is circled in pink. Below the search button, a tooltip reads "Search for packages". The main window displays a list of packages with columns for Package, Installed Version, and Description. The packages listed are:

Package	Installed Version	Description
0ad	0.0.15+dfsg-3	Real-time strate
0ad-data	0.0.15-1	Real-time strate
0ad-data-common	0.0.15-1	Real-time strate
0ad-dbg	0.0.15+dfsg-3	Real-time strate

At the bottom of the window, it states: "49465 packages listed, 3645 installed, 0 broken. 0 to install/upgrade, 0 to remove".



How to update firefox Web Browser



Search Firefox

The screenshot shows the Synaptic Package Manager window in a Linux desktop environment. A search dialog box is open, with 'firefox' entered in the search field. The search results table is visible, showing several packages with 'Real-time strate' in their descriptions. A pink circle highlights the search dialog, and a pink arrow points to the search results table.

Package	Installed Version	Latest Version	Description
0ad	0.0.15+dfsg-3	0.0.15-1	Real-time strate
0ad	0.0.15-1	0.0.15-1	Real-time strate
0ad	0.0.15-1	0.0.15-1	Real-time strate
0ad	0.0.15+dfsg-3	0.0.15+dfsg-3	Real-time strate

49465 packages listed, 3645 installed, 0 broken. 0 to install/upgrade, 0 to remove



How to update firefox Web Browser



Click ==> **Firefox**==> select the latest version

The screenshot shows the Synaptic Package Manager window. The 'firefox' package is selected in the package list. A pink circle highlights the 'firefox' package name and its details. The package details show the installed version (59.0.2+build1-0ubuntu1) and the latest version (61.0+build3-0ubuntu1). Below the package list, there is a description of Firefox: 'Safe and easy web browser from Mozilla'. The description text reads: 'Firefox delivers safe, easy web browsing. A familiar user interface, enhanced security features including protection from online identity theft, and integrated search let you get the most out of the web.'

Package	Installed Version	Latest Version	Description
collabti...		1.2-2	Web-based proj
edubuntu-artwork		14.03.1	edubuntu theme
firefox	59.0.2+build1-0ubuntu1	61.0+build3-0ubuntu1	Safe and easy w
firefox-dbo		61.0+build3-0ubuntu1	Safe and easy w

How to update firefox Web Browser



Click ==> **Firefox** ==> **Mark for upgrade** ==> then **Apply**

Quick filter Search

Mark All Upgrades Apply Properties

Package	Installed Version	Latest Version	Description
collabive		1.2-2	Web-
edubuntu-artwork		14.03.1	edubn
firefox	59.0.2+build1-0ubuntu1	61.0+build3-0ubuntu1	Safe a
firefox		61.0+build3-0ubuntu1	Safe a

Safe and

- 1 Mark for Upgrade
- Mark for Removal
- Mark for Complete Removal
- Properties
- Mark Recommended for Installation
- Mark Suggested for Installation

How to update firefox Web Browser



Wait for file downloading ==> **Apply**

Synaptic Package Manager

File Edit Package Settings Help

Summary

Apply the following changes?

This is your last opportunity to look through the list of marked changes before they are applied.

- ▶ To be upgraded
- ▶ Unchanged

Summary

428 packages will be held back and not upgraded
1 package will be upgraded
7066 kB of extra space will be freed
43.1 MB have to be downloaded

Download package files only

Cancel Apply

Apply all marked changes



How to update firefox Web Browser



When finished, Restart ==> Firefox is updated to the latest version



The same way, we can update other browsers too